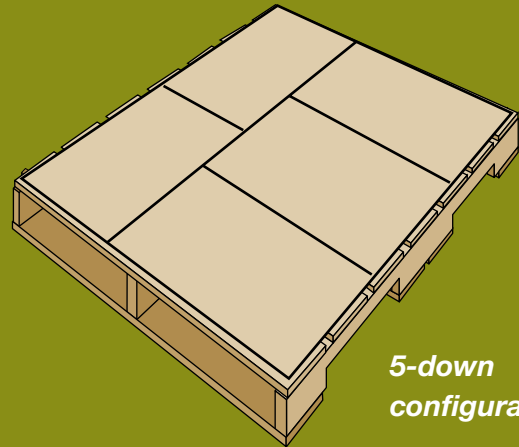


ShowCase[®]: carrying on a packaging tradition

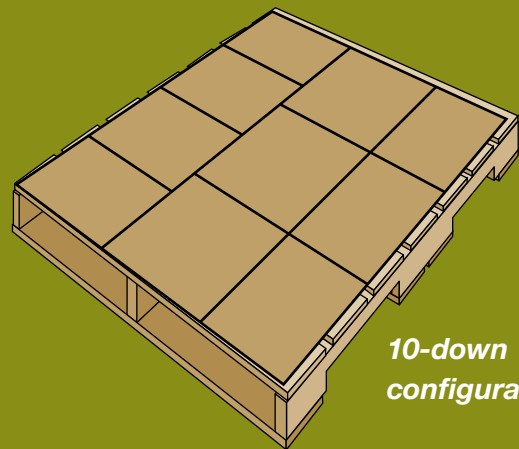


For over 80 years, Temple-Inland has been providing shipping solutions for the agricultural industry. We understand all the hurdles growers face: from the uncertainties of the harvest to the ever-increasing need for speed to market. That's why the ShowCase System – and the support of the ShowCase Packaging Systems Group – make sense for profit-minded grower/shippers.


ShowCase boxes are **easy to assemble, pack and load**. Palletized loads present no problem, thanks to the ShowCase carton's **outstanding stacking strength and interlocking design**. We keep your goods moving smoothly through the supply chain, getting them to market **faster and fresher**. Plus, we can meet the most demanding customer specifications. Whether it's ten-down trays for strawberries, five-down for tomatoes or six-down for peppers, **we can speed solutions to you**.



5-down configuration



10-down configuration



Palletized Load