

ShowCase[®] Packaging Systems





Temple-Inland

ShowCase[®]: strong and versatile



ShowCase FBA-compliant common footprint containers are **ideal for a wide range of fresh produce**, from oranges to onions; green beans to grapes. The ShowCase common footprint design offers **easy stacking and safe shipment**; add color graphics and the ShowCase box becomes an **attention-getting display package** in the produce aisle. It's ideal for **large grower/shippers and smaller operations, too.**

ShowCase®: system-wide support



The ShowCase Packaging System is backed by the combined resources of Temple-Inland employees located all across North America. From our paper mills to structural design and testing facilities to packaging plants, the Graphics Resource Center and the support of the ShowCase Packaging Group, we work together to make sure **you have the containers you need precisely when you need them – the moment **your products are at the peak of freshness.****

ShowCase display-ready containers **protect and preserve** your goods from packing line to produce aisle. And ShowCase customers receive support whenever they need it, from concept to marketplace.

Our experience in agricultural packaging has made us experts in all types of cartons, including agricultural bulk boxes and specialty containers. No matter what you grow, if you need to get it to market, we have the right container for you.

ShowCase resources for grower/shippers:

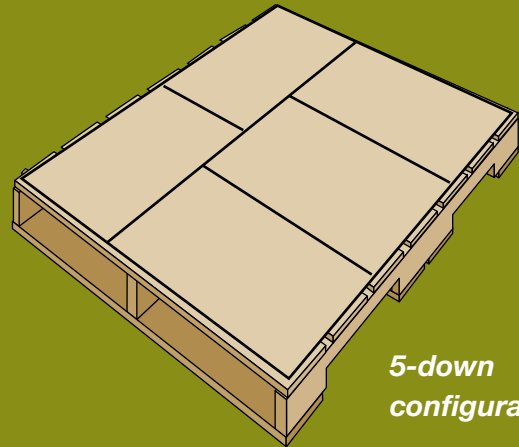
- Design support
- Package testing
- ShowCase machine program
- ShowCase machine operator training
- ShowCase machine tech support
- Pre-print capabilities
- Multi-color graphics
- Sales support
- Sample support
- Materials testing
- Wax-free alternatives

ShowCase[®]: carrying on a packaging tradition

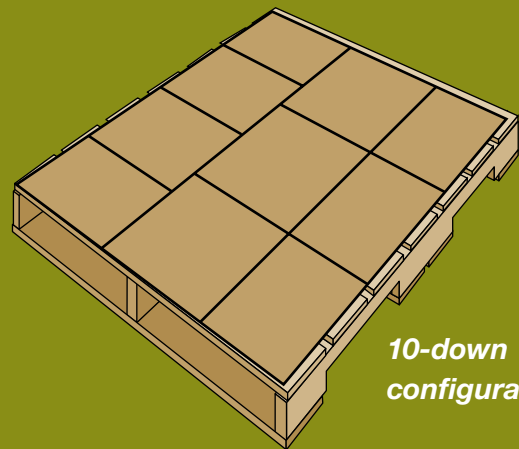


For over 80 years, Temple-Inland has been providing shipping solutions for the agricultural industry. We understand all the hurdles growers face: from the uncertainties of the harvest to the ever-increasing need for speed to market. That's why the ShowCase System – and the support of the ShowCase Packaging Systems Group – make sense for profit-minded grower/shippers.


ShowCase boxes are **easy to assemble, pack and load**. Palletized loads present no problem, thanks to the ShowCase carton's **outstanding stacking strength and interlocking design**. We keep your goods moving smoothly through the supply chain, getting them to market **faster and fresher**. Plus, we can meet the most demanding customer specifications. Whether it's ten-down trays for strawberries, five-down for tomatoes or six-down for peppers, **we can speed solutions to you**.



5-down configuration



10-down configuration



Palletized Load

ShowCase® Machine Program: automation for everyone




No matter how large – or small – your operation is, the ShowCase box erection machine can provide the advantages of automation at a reasonable price, with leases that are tailored to your harvest season. ShowCase box machines **save time and money**, erecting up to 35 boxes per minute, which frees manpower to attend to packing line and other duties. No special wiring is required and our ShowCase support staff takes care of all details, from setup to operator training to troubleshooting and repair.

Leases are designed to meet growers' needs, with terms shaped by the harvest season; ShowCase machines are onsite when growers need them and gone once the packing demands are past. **What could be easier?**

Eliminate costly, time-consuming hand setup. Automation is now affordable for virtually every grower/shipper. The ShowCase machine is simple to use and is backed by the best support team in the industry. And, when you consider the advantages of the Temple-Inland ShowCase lease program, **there's no reason *not* to go automated!**

ShowCase® people: making the difference



Although Temple-Inland is one of the corrugated industry's largest integrated manufacturers, with a nationwide network of paper mills, box plants and specialty facilities, **we're only as good as our people – and they're the best anywhere!** Our ShowCase team, for example, travels thousands of miles every harvest season just to make certain our boxes are working smoothly from setup on the packing line to setup in the produce aisle. From structural and graphic designers to our Testing Solutions group, from mill to box plant, **Temple-Inland people work hard to make growers' lives a little bit easier.**

With literally **hundreds of years of combined experience**, Temple-Inland's grower support is unmatched...and available to packers throughout North America to ensure **maximum packing line efficiency and safe transport** of fruits and vegetables to markets around the corner – or around the world.

Think **inside** the box.™

Temple-Inland's ShowCase Packaging Systems Group thinks **inside** the box, constantly seeking better ways to get perishable goods to market faster and fresher. We understand produce and what it takes to ship it safely; we know domestic and international markets and, most importantly, we're in touch with consumers and their buying habits. No matter what you grow, chances are there is a ShowCase container right for you.

Temple-Inland

ShowCase Packaging Systems | 8501 Moller Road | Indianapolis, IN 46268-1510 | 317.875.4101 tel | 317.875.4145 fax | www.templeinland.com

Email: showcase@templeinland.com